


Basic User Guide

Login:

- ✓ Website <https://stridebank.com/>
- ✓ Click Go



- ✓ Enter your Username and Password

Authentication

Digital Banking
Please provide the information below exactly as it appears on your account.

Username Password

Enter Username Enter Password

☐ Save Username

[Enrollment](#) [Forgot Username?](#) [Forgot Password?](#)

By signing up, you agree to our [Terms and Conditions](#) & [Privacy Policy](#)

Login

- ✓ Choose and verify your Out of Band

Authentication

1 Login 2 Security 3 Verify

Security
We'll send you a Temporary Identification Code or call you to securely verify your identity.
Below are the phone number(s) and email address(es) you have on file with us.

Delivery Method

Select Method

Select Method

(###) ### - 7188 (Text)

(###) ### - 7188 (Text)

(###) ### - 7188 (Voice)

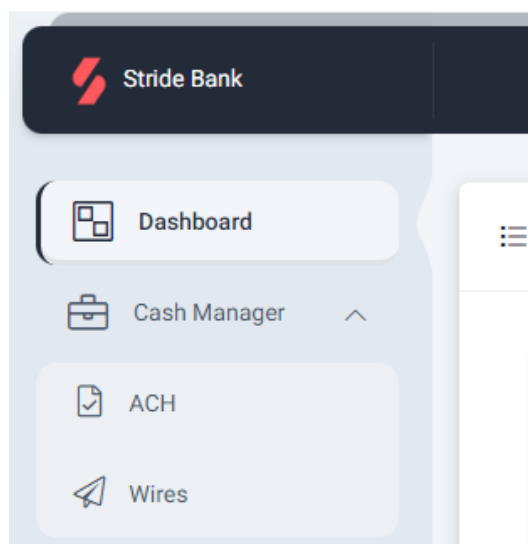
(###) ### - 7188 (Voice)

535 if this information is not accurate.

Cancel & Exit Next

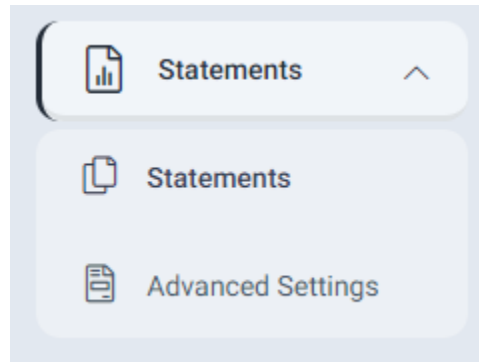
Access your Treasury Services:

- ✓ Click Cash Manager
 - Each service you have permissions for, will be listed below the Cash Manager menu once you click it



Access eStatements:


- ✓ If you do not see the menu, please contact your administrator
- ✓ Click eStatements then Advanced Settings



- ✓ Choose the account to view statements

A screenshot of a web application interface for viewing statements. On the left is a sidebar with 'Statements' and 'Advanced Settings' options. The main area is titled 'View Statements' and includes a description: 'Account statements and notices are available to view online or downloaded in a PDF format -'. Below this are two filters: 'Select Account' and 'Document Type'. The 'Select Account' dropdown is open, showing 'Free 0001' (selected), 'Checking Account - 1423', and 'Savings 1234'. The 'Document Type' dropdown is set to 'All Types'. Below the filters is a table with two columns: 'Account' and 'Statement'. The first row shows 'Free 0001' and 'Statement'. The second row shows 'December 2023' and 'Statement'.

- ✓ Your statements available will be listed with the newest at the top

 Documents

View Statements
Account statements and notices are available to view online or downloaded in a PDF format — Please use /

Select Account

Free 0001

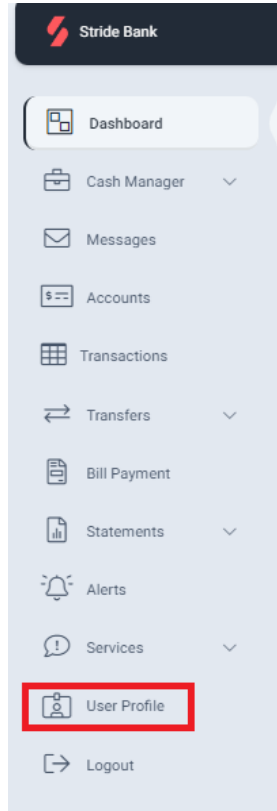
Document Type

All Types

Date	Document Type
January 2024	Statement
December 2023	Statement
November 2023	Statement
October 2023	Statement
September 2023	Statement

Update User Profile:

- ✓ Click User Profile



- ✓ You can update your Password, User ID and Manage your Devices

